

# Heroes and Villains

## Year 7 Spring Term Homework Booklet



Week	Task title	Summary	Page
1	Choosing your hero	Deciding on the topic of your speech	2
2	Bedrock	Complete a minimum of two lessons	3
3	Research	Start to think about your key points	4
4	Bedrock	Complete a minimum of two lessons	5
5	Planning your speech	Researching and planning the paragraphs for your speech	6
6	Bedrock	Complete a minimum of two lessons	7
7	Writing your speech	Using the feedback to write your final speech	8
8	Bedrock	Complete a minimum of two lessons	9
9	Practising	Preparing to present your speech	10

## Week One – Choosing My Hero

At the end of this unit, your Speaking and Listening Task is to:

Deliver a speech about a hero
-------------------------------

### What do I need to do for my homework task this week?

Decide who the hero is that you are going to talk about.

This may be a real person or a fictional character. The focus is on why they are YOUR hero.

This can focus on a character from a novel/poem/film. You can also choose to focus on a real person – either a celebrity or somebody you know personally.



### What do I need to hand in to my teacher?

Next week, your teacher will ask you what hero you have chosen. You just need to be able to tell them!

## Week Two – Bedrock

You are to complete a minimum of two Bedrock lessons during your homework time this week.

# Welcome to Bedrock

Student

Guardian/Teacher


Please enter your Bedrock username.

Please enter your Bedrock password.


Username


Password

Sign in


 [Forgotten password](#)

Or log in with...

 Office 365

 Google

Have you read anything this week?



## **Week Three – Researching and planning**

Now that you have chosen your hero, you should start to plan the first draft of your speech.

### **What do I need to do this week for my homework?**

Spend some time thinking about the key points that you will want to present about your hero.

It may be that you need to do some research to help you with this.



### **What do I need to hand in to my teacher?**

Nothing! This is to help you and give you a head start with the planning of your speech which will be your Week 5 homework.

## Week Four – Bedrock

You are to complete a minimum of two Bedrock lessons during your homework time this week.

# Welcome to Bedrock

Student

Guardian/Teacher


Please enter your Bedrock username.

Please enter your Bedrock password.


Username


Password

Sign in


 [Forgotten password](#)

Or log in with...

 Office 365

 Google

Have you read anything this week?




## Week Five – Planning and drafting your speech

### What do I need to do this week for my homework?

Write the first draft of your speech.

You could include information such as:

- What characteristics of a hero they have – how do they show these?
- Some of the things they do/have done that make them a hero to you



### What do I need to hand in to my teacher?

The first draft of your speech.

Your teacher will look at this and let you know of any changes to be made.



## Week Six – Bedrock

You are to complete a minimum of two Bedrock lessons during your homework time this week.

# Welcome to Bedrock

Student

Guardian/Teacher


Please enter your Bedrock username.

Please enter your Bedrock password.


Username


Password

Sign in


 [Forgotten password](#)

Or log in with...

 Office 365

 Google

Have you read anything this week?



## **Week Seven - Writing your final speech**

### **What do I need to do this week for my homework?**

Use the feedback from your teacher and write the final version of your speech

Your speech should be between two to three minutes long and should get across your feelings about your chosen hero

Make sure you read through your speech to check for errors and to ensure it is the right length.



### **What do I need to hand in to my teacher?**

The final version of your speech.



## Week Eight – Bedrock

You are to complete a minimum of two Bedrock lessons during your homework time this week.

# Welcome to Bedrock

Student

Guardian/Teacher


Please enter your Bedrock username.

Please enter your Bedrock password.


Username


Password

Sign in


 [Forgotten password](#)

Or log in with...

 Office 365

 Google

Have you read anything this week?



## Week Nine – Practising your speech

### What do I need to do this week for my homework?

Practise reading your speech a few times.

Think about the following things and practise different ways of reading your speech until you are happy with the best:

- Emphasis (stressing certain words or how you are going to read key parts)
- Diction (how clear you speak and how to pronounce difficult words)
- Punctuation (where you will pause, question, exclaim, etc.)
- Pace (which bits can flow quickly or where you may pause for effect and for how long)

Have a look at famous speeches online to see how the professionals do it. Numerous good examples can be found on YouTube.



### What do I need to hand in to my teacher?

Nothing! Just keep practising!